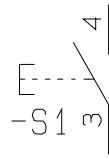
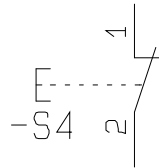


# Uddrag af symboler til kredsskema for styre- og signalkredse

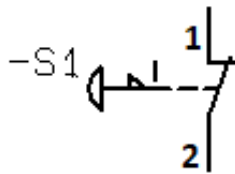
Startkontakt:



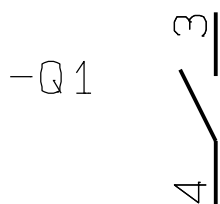
Stopkontakt:



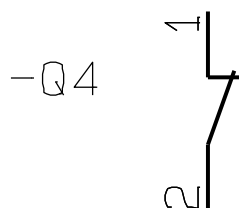
Nødstop:



Sluttekontakt:



Brydekontakt:

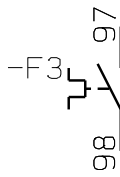
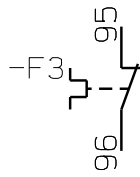


# Uddrag af symboler til kredsskema for styre- og signalkredse

Termorelæ:

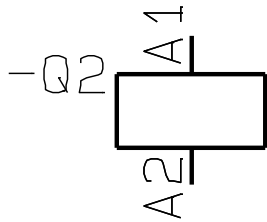
Brydekontakt

Sluttekontakt



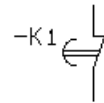
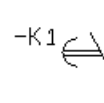
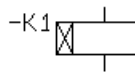
Kontakterne bliver begge aktiveret ved termisk udkobling

Relæspole i kontaktor:



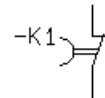
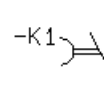
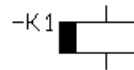
Spole og kontakter i tidsrelæ

Med forsinket indkobling:



Spole og kontakter i tidsrelæ

Med forsinket udkobling:



Rækkeklammer:



Sikringsadskiller:

